

Interior Selection Guide



In Stock Brochure

MILLWORK
DISTRIBUTORS
NC.

Your Source for Quality Windows, Doors & Millwork

Raised Panel Doors

Suitable for traditional or contemporary homes, made with hardwood select veneer, solid cores and engineered components for stability.

- Natural North American solid hardwood at all key points
- Matching hardwood select veneer on face components
- Stable engineered wood composite solid core
- Matching bifolds for all styles



2 Panel Traditional Arch
Craftsman Series
Red Oak
UL Select Birch



4 Panel Traditional Square
Craftsman Series
Maple
Red Oak



6 Panel Traditional Square
Craftsman Series
Maple
Poplar
Red Oak
Oak with Cider finish
Oak with Meadow finish
Oak with Springbrook finish

All Stocked Raised Panel Doors are 3/4" Bladder Pressed Panel

Doors - 4-3/8" Stiles & Top Rail, 7-5/8" Lock Rail, 9-1/8" Bottom Rail
Sizes: 1/6x6/8, 2/0x6/8, 2/4x6/8, 2/6x6/8, 2/8x6/8, 3/0x6/8
(additional sizes available for 6 Panel)

Matching Bifolds - 2-3/16" Stiles, 4-3/8" Top Rail, 7-5/8" Lock Rail,
8-1/8" Bottom Rail, Johnson #1700 Series Hardware
Sizes: 2/0x6/7, 2/6x6/7, 3/0x6/7, 4/0x6/7, 5/0x6/7, 6/0x6/7

Raised Panel Doors come standard prehung in matching 4-9/16" veneered jamb with colonial stop, hung on (3) 3-1/2" x 3-1/2" Ball Bearing Satin Brass (US2D) hinges. Doors are bored 2-3/8" backset with a 2-1/8" face bore and 1" drive bolt.

Flat Panel Doors

Offering minimal sight lines that are perfect for Mission or Craftsman-style homes.

- Engineered core veneer panel
- Natural North American solid hardwood at all key points
- Matching hardwood select veneer on face components
- Stable engineered wood composite solid core
- Mission sticking
- Matching bifolds for all styles



2 Panel Traditional Square
Flat Panel with Mission Sticking
Red Oak
UL Select Birch



3 Panel Traditional Square
Flat Panel with Mission Sticking
Cherry
Knotty Alder
Poplar
Red Oak
UL Select Birch

Flat Panel Doors come standard prehung in matching 4-9/16" veneered jamb with round edge stop, hung on (3) 3-1/2" x 3-1/2" Ball Bearing Satin Brass (US2D) hinges. Doors are bored 2-3/8" backset with a 2-1/8" face bore and 1" drive bolt.

Doors - 4-3/8" Stiles & Top Rail, 7-5/8" Lock Rail, 9-1/8" Bottom Rail
Sizes: 1/6x6/8, 2/0x6/8, 2/4x6/8, 2/6x6/8, 2/8x6/8, 3/0x6/8

Bifolds - 2-3/16" Stiles, 4-3/8" Top Rail, 7-5/8" Lock Rail, 8-1/8" Bottom Rail, Johnson #1700 Series Hardware
Sizes: 2/0x6/7, 2/6x6/7, 3/0x6/7, 4/0x6/7, 5/0x6/7, 6/0x6/7

Millwork Series Pine Panel Doors



2 Panel Arch Top
Clear Pine



2 Panel Arch Top with V-Groove
Knotty Pine
Knotty Pine with Clear Finish



2 Panel Square Top with V-Groove
Knotty Pine



4 Panel Traditional Square
Knotty Pine
Radiata Pine



6 Panel Traditional Square
Knotty Pine
Radiata Pine
Pine with Cider Finish
Pine with Clear Finish
Pine with Meadow Finish
Pine with Springbrook Finish

Pine Doors come standard prehung in Pine 4-9/16" veneered jamb with Pine (colonial or round edge) stop, hung on (3) 3-1/2" x 3-1/2" Ball Bearing Satin Brass (US2D) hinges. Doors are bored 2-3/8" backset with a 2-1/8" face bore and 1" drive bolt.

Doors - Flat Grain Radiata Pine, 1/2" Thick Raised Panel with Single Hip

Sizes: 1/6x6/8, 2/0x6/8, 2/4x6/8, 2/6x6/8, 2/8x6/8, 2/10x6/8, 3/0x6/8

Bifolds - 1-3/8" thick featuring Johnson 1700 Series Hardware

Sizes: 2/0x6/7, 2/6x6/7, 3/0x6/7, 4/0x6/7, 5/0x6/7, 6/0x6/7

French Doors

When you want to separate a room but still allow the light to come through, our french doors are a perfect choice.

- Tempered Glass
- Glass is compression-fit into natural hardwood mullion.



**15 Lite
True Divided Lite
Flat Clear Glass**

Knotty Pine
Pine
Pine with Cider Finish
Red Oak
Oak with Cider Finish
UL Select Birch



**9 Lite Prairie
True Divided Lite
Flat Clear Glass**

Pine
Red Oak
UL Select Birch



**1 Lite Fullview
Flat Clear Glass**

Pine
Red Oak



**15 Lite
Faux V-Groove**

Pine
Red Oak

Doors - 4-3/8" Stiles & Top Rail, 9-1/8" Bottom Rail

Sizes: 2/0x6/8, 2/4x6/8*, 2/6x6/8, 2/8x6/8, 3/0x6/8

* 2/4x6/8 not stocked in all styles



**Pantry Door
Etched Glass**

Red Oak
UL Select Birch



**Pine Pantry Door
Etched Glass**

Pine

French Doors come standard prehung in matching 4-9/16" veneered jamb with colonial stop, hung on (3) 3-1/2" x 3-1/2" Ball Bearing Satin Brass (US2D) hinges. Doors are bored 2-3/8" backset with a 2-1/8" face bore and 1" drive bolt.

Flush Panels



Flush

1-3/8" & 1-3/4" Hollow Core
 1-3/8" & 1-3/4" Solid Core
 Lauan
 Mendo *
 Oak
 Oak with Cider Finish *
 Oak with Meadow Finish *
 Oak with Springbrook Finish *
 UL Birch

* Only available 1-3/8" Hollow Core and 1-3/4" Solid Core



Doors - 2-ply Veneer, Clear Softwood Stiles, 2-1/4" Top and Bottom Fiber Rail, 3" Lock Block, Slabs only Full and Square
 Sizes: (See page 9)

Bifolds - 2-ply Veneer, FJ Softwood Stiles and Perimeter, Clear Wood Stiles at hinges, Fiber Rails, featuring Johnson 1700 Series Hardware
 Sizes: 2/0x6/7, 2/6x6/7, 2/8x6/7, 3/0x6/7, 4/0x6/7, 5/0x6/7, 6/0x6/7

Flush Doors come standard prehung in matching 4-9/16" veneered jamb with colonial or round edge stop, hung on (3) 3-1/2" x 3-1/2" Satin Brass (US2D) hinges. Doors are bored 2-3/4" backset with a 2-1/8" face bore and 1" drive bolt.

Louver Panels



Full Louver
 (Louver / Louver)
 1-3/8" Hollow Core
 #730
 Pine



Half Louver
 (Louver / Panel)
 1-3/8" Hollow Core
 #732
 Pine

Half Louver (Louver/Panel) Doors are 9/16" Single Hip Split resistant

Doors - 4-1/2" Stiles & Top Rail, 7-5/8" Lock Rail, 9-1/8" Bottom Rail
 Sizes: 1/6x6/8, 2/0x6/8, 2/4x6/8, 2/6x6/8, 2/8x6/8, 3/0x6/8
 (additional sizes available for Full Louver)

Matching Bifolds - 2-3/16" Stiles, 4-3/8" Top Rail, 7-5/8" Lock Rail, 8-1/8" Bottom Rail, Johnson #1700 Series Hardware
 Sizes: 2/0x6/7, 2/6x6/7, 2/8x6/7, 3/0x6/7, 4/0x6/7, 5/0x6/7, 5/4x6/7, 6/0x6/7

Louver Doors come standard prehung in Pine 4-9/16" veneered jamb with Pine colonial or round edge stop, hung on (3) 3-1/2" x 3-1/2" Ball Bearing Satin Brass (US2D) hinges. Doors are bored 2-3/8" backset with a 2-1/8" face bore and 1" drive bolt.

Primed Hollow Core Panel Doors

Add some color to your life. Our Primed Hollow Core Panel Doors are ready for any color you want to throw at it.

Colonist

- Made from Molded high-density fiberboard
- Resists shrinking, swelling, cracking and joint separation
- Matching bifolds

Crossmore

- Molded panel smooth door skins
- No cracking or panel separation due to seasonal humidity changes
- Composite produced by mixing wood fiber and a resinous binder creating approximately a 35% recycled product
- Matching bifolds



6 Panel Smooth Colonist
1-3/8" Hollow Core
Primed



3 Panel Crossmore Flat Panel
1-3/8" Hollow Core
Primed

Colonist Doors - 4-3/8" Stiles & Top Rail, 9-1/8" Bottom Rail
Sizes: 1/0x6/8, 1/6x6/8, 1/8x6/8, 2/0x6/8, 2/2x6/8, 2/4x6/8, 2/6x6/8, 2/8x6/8, 2/10x6/8, 3/0x6/8
Bifold Sizes: 2/0x6/7, 2/6x6/7, 3/0x6/7, 4/0x6/7, 5/0x6/7, 6/0x6/7

Crossmore Doors - 4-3/8" Stiles & Top Rail, 9-1/8" Bottom Rail
Sizes: 1/0x6/8, 2/0x6/8, 2/4x6/8, 2/6x6/8, 2/8x6/8, 3/0x6/8
Bifold Sizes: 2/0x6/7, 2/6x6/7, 3/0x6/7, 4/0x6/7, 5/0x6/7, 6/0x6/7

Primed Doors come standard prehung in 4-9/16" primed jamb with primed stop, hung on (3) 3-1/2" x 3-1/2" Satin Brass (US2D) hinges. Doors are bored 2-3/8" backset with a 2-1/8" face bore and 1" drive bolt.

Stair Parts

Unique designs with uncompromised durability and good looks.

Hand Rails



LJ-6000
Contemporary
1-1/4" Plow
Maple
Red Oak



LJ-6001
Contemporary
1-3/4" Plow
Maple
Red Oak



LJ-6002
Contemporary
Maple
Red Oak



LJ-6210
Traditional
Red Oak



LJ-6210SC *
Solid Cap Traditional
Maple



LJ-6210P/6007
Traditional 1-3/4" Plow
with LJ-6007 Fillet
Red Oak



LJ-6400SC
Solid Cap Victorian
Maple



LJ-6400P
Victorian 1-3/4" Plow
Red Oak



LJ-6400PSC *
Solid Cap Victorian 1-3/4" Plow
Maple



LJ-6010
Traditional
Red Oak



LJ-6010SC *
Solid Cap Traditional
Maple



LJ-6010P/6000F
Traditional 1-1/4" Plow
with LJ-6000F Fillet
Red Oak



LJ-6010PSC/6000F *
Solid Cap Traditional 1-1/4" Plow
with LJ-6000F Fillet
Maple



LJ-6519
Hampton
Red Oak



LJ-6519SC *
Solid Cap Hampton
Maple



LJ-6519P
Hampton 1-3/4" Plow
Red Oak



LJ-6519PSC *
Solid Cap Hampton 1-3/4" Plow
Maple



Shoe Rails



LJ-6000S
Shoe Rail 1-1/4" Plow
Maple
Red Oak



LJ-6001S
Shoe Rail 1-3/4" Plow
Maple
Red Oak



LJ-6006
Shoe Rail 1-3/4" Plow
Maple
Red Oak



LJ-6045
Shoe Rail 1-1/4" Plow
Maple
Red Oak

Fillet



LJ-6000F
1-1/4" x 5/16"
Maple
Red Oak



LJ-6007
1-3/4" x 5/16"
Maple
Red Oak



LJ-6050
1-1/4" x 5/16"
Maple
Red Oak

* 16' have 1 finger-joint

All Rails stocked in
8', 10', 12', 14' & 16'

Fillet is sold by lineal foot

Stair Parts

Our stocked Rail Fittings connect to either LJ-6010 or LJ-6210 Hand Rails.

Rail Fittings



LJ-7008 (LJ-6010)
LJ-7208 (LJ-6210)
Coped End
Maple
Red Oak



LJ-7009 (LJ-6010)
LJ-7209 (LJ-6210)
Returned End
Maple
Red Oak



LJ-7010SB (LJ-6010)
LJ-7210SB (LJ-6210)
Starting Easing
Maple
Red Oak



LJ-7011 (LJ-6010)
LJ-7211 (LJ-6210)
Level Quarterturn
Maple
Red Oak



LJ-7012SB (LJ-6010)
LJ-7212SB (LJ-6210)
Up easing
Maple
Red Oak



LJ-7019 (LJ-6010)
LJ-7219 (LJ-6210)
One Opening Newel Cap
Maple
Red Oak



LJ-7020 (LJ-6010)
LJ-7220 (LJ-6210)
Two Opening Newel Cap
Maple
Red Oak



LJ-7021 (LJ-6010)
LJ-7221 (LJ-6210)
Quarterturn Newel Cap
Maple
Red Oak



LJ-7030SB (LJ-6010)
LJ-7230SB (LJ-6210)
Left Hand Volute
Maple
Red Oak



LJ-7035SB (LJ-6010)
LJ-7235SB (LJ-6210)
Right Hand Volute
Maple
Red Oak



LJ-7040SB (LJ-6010)
LJ-7240SB (LJ-6210)
5' Left Hand Turnout
Maple
Red Oak



LJ-7045SB (LJ-6010)
LJ-7245SB (LJ-6210)
5' Right Hand Turnout
Maple
Red Oak



LJ-7047 (LJ-6010)
LJ-7247 (LJ-6210)
Left Hand "S" Fitting
Maple
Red Oak



LJ-7048 (LJ-6010)
LJ-7248 (LJ-6210)
Right Hand "S" Fitting
Maple
Red Oak



LJ-70RD (LJ-6010)
LJ-72RD (LJ-6210)
Rail Drop
Maple
Red Oak

Wall Rail



LJ-6040
1-3/4" x 1-5/8"
Beech
Red Oak



Wall Rail Brackets

LJ-3012



Brass



Oil Rubbed
Bronze



Satin Nickel

LJ-3127



Antique Nickel



Black Matte



Brass



Oil Rubbed
Bronze



Satin Nickel

Stair Parts

Wood Balusters

LJ-5005
Hampton Square Top
1-3/4" x 34", 38", 42"
Maple
Primed
Red Oak



LJ-5015
Colonial Taper Top
1-1/4" x 34", 38", 42"
Maple
Primed
Red Oak



LJ-5060
Square Craftsman
1-1/4" x 34", 38", 42"
Maple
Red Oak



LJ-5067
Square Top
1-1/4" x 34", 38"
Primed
Red Oak



LJ-5141
Square Top
1-1/4" x 34", 38", 42"
Maple
Red Oak



LJ-5200
Hampton Taper Top
1-1/4" x 34", 38", 42"
Maple
Primed
Red Oak



LJ-5360
Square Craftsman
1-3/4" x 34", 38", 42"
Maple
Primed
Red Oak



LJP-2005
Plain Square Top
1-3/4" x 34", 38", 42"
Maple
Primed
Red Oak



LJP-2015
Plain Taper Top
1-3/4" x 34", 38", 42"
Maple
Primed
Red Oak



Box Newels

LJ-4075
Box Newel
3-1/2" x 66-3/4"
Maple
Red Oak



LJ-4175SL
Sleeve Only
4-1/2" x 22-3/16"
Maple
Red Oak

LJ-4091
Traditional Style
6-1/4" x 55"
Maple
Red Oak



LJF-4091
Traditional Style Fluted
6-1/4" x 55"
Maple
Red Oak



LJRC-4091
Traditional Recessed Panel
6-1/4" x 55"
Maple
Red Oak



LJRA-4091
Traditional Raised Panel
6-1/4" x 55"
Maple
Primed
Red Oak

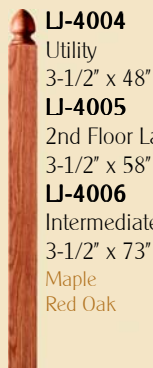


Stair Parts

Wood Newels - Post to Post



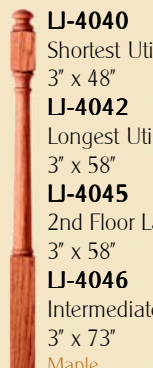
LJ-4000
Craftsman
3-1/2" x 48"
LJ-4001
Craftsman
3-1/2" x 58"
Maple
Red Oak



LJ-4004
Utility
3-1/2" x 48"
LJ-4005
2nd Floor Landing
3-1/2" x 58"
LJ-4006
Intermediate Landing
3-1/2" x 73"
Maple
Red Oak



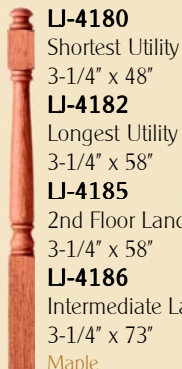
LJ-4004RT
Utility
3-1/2" x 48"
LJ-4005RT
2nd Floor Landing
3-1/2" x 58"
LJ-4006RT
Intermediate Landing
3-1/2" x 73"
Maple
Red Oak



LJ-4040
Shortest Utility
3" x 48"
LJ-4042
Longest Utility
3" x 58"
LJ-4045
2nd Floor Landing
3" x 58"
LJ-4046
Intermediate Landing
3" x 73"
Maple
Red Oak



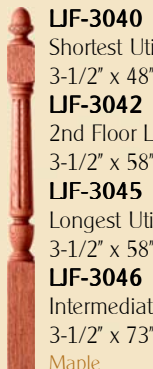
LJ-4110
Craftsman
3" x 48"
Maple
Red Oak



LJ-4180
Shortest Utility
3-1/4" x 48"
LJ-4182
Longest Utility
3-1/4" x 58"
LJ-4185
2nd Floor Landing
3-1/4" x 58"
LJ-4186
Intermediate Landing
3-1/4" x 73"
Maple
Red Oak



LJ-4500
Shortest Utility
3-1/2" x 48"
LJ-4503
2nd Floor Landing
3-1/2" x 58"
LJ-4504
Longest Utility
3-1/2" x 58"
LJ-4505
Intermediate Landing
3-1/2" x 73"
Maple
Red Oak



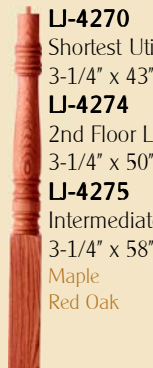
LJF-3040
Shortest Utility
3-1/2" x 48"
LJF-3042
2nd Floor Landing
3-1/2" x 58"
LJF-3045
Longest Utility
3-1/2" x 58"
LJF-3046
Intermediate Landing
3-1/2" x 73"
Maple
Red Oak



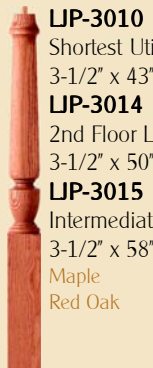
Wood Newels - Over the Post



LJ-4010
Shortest Utility
3" x 43"
LJ-4014
Longest Utility
3" x 50"
LJ-4015
Intermediate Landing
3" x 58"
Maple
Red Oak



LJ-4270
Shortest Utility
3-1/4" x 43"
LJ-4274
2nd Floor Landing
3-1/4" x 50"
LJ-4275
Intermediate Landing
3-1/4" x 58"
Maple
Red Oak

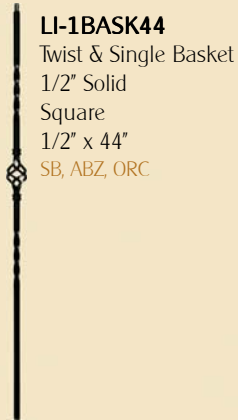


LJP-3010
Shortest Utility
3-1/2" x 43"
LJP-3014
2nd Floor Landing
3-1/2" x 50"
LJP-3015
Intermediate Landing
3-1/2" x 58"
Maple
Red Oak

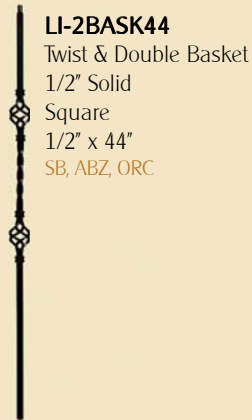
Stair Parts

Crafted from the finest select materials to create an elegant work of art in every home.

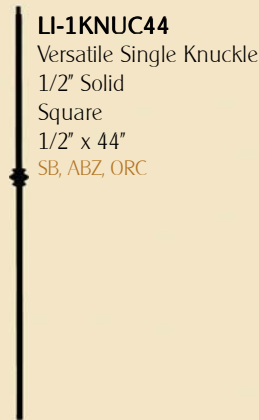
Iron Balusters



LI-1BASK44
Twist & Single Basket
1/2" Solid
Square
1/2" x 44"
SB, ABZ, ORC



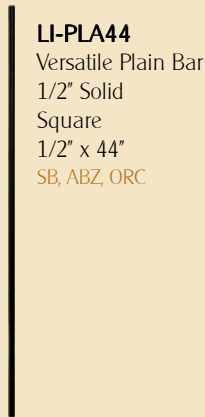
LI-2BASK44
Twist & Double Basket
1/2" Solid
Square
1/2" x 44"
SB, ABZ, ORC




LI-1KNUC44
Versatile Single Knuckle
1/2" Solid
Square
1/2" x 44"
SB, ABZ, ORC



LI-2KNUC44
Versatile Double Knuckle
1/2" Solid
Square
1/2" x 44"
SB, ABZ, ORC



LI-PLA44
Versatile Plain Bar
1/2" Solid
Square
1/2" x 44"
SB, ABZ, ORC



LI-1TW44
Single Twist
1/2" Solid
Square
1/2" x 44"
SB, ABZ, ORC



LI-2TW44
Double Twist
1/2" Solid
Square
1/2" x 44"
SB, ABZ, ORC

Iron Shoes



LI-M06
1/2" Flat Shoe w/Set Screw
Iron
SB, ABZ, ORC



LI-PSH02
1/2" Pitch Shoe w/Set Screw
Iron
SB, ABZ, ORC

Iron Finishes



SB
Satin Black



ABZ
Antique Bronze



ORC
Oil Rubbed Copper

Stair Parts

Taking a step in the right direction...

Steps, Treads and Risers



LJ-8010
Single Bull-Nose
48"
Maple
Red Oak



LJ-8010-2
False End and Riser
Maple
Red Oak



LJ-8075
Riser
3/4" x 8"
36", 42", 48", 60"
Maple
Red Oak



LJ-8070
Tread
1" x 10-1/2"
1" x 11-1/2"
36", 42", 48", 60"
Maple
Red Oak



LJ-8070MR1
Tread Reversible 1 End
1" x 10-1/2"
1" x 11-1/2"
42", 48", 54", 60"
Maple
Red Oak



S-8071LH
S-8071RH
Left/Right Hand False End
with Miter Return
Maple
Red Oak



S-8076
False Riser
Maple
Red Oak



LJ-8090-5
Landing Tread
5-1/4"
Maple
Red Oak



S-8172
Closed Tread Kit
Maple
Red Oak



S-8179
Double Miter Return Kit
Maple
Red Oak




S-8078
False Tread Moulding
Maple
Red Oak



LJ-8080
Return Nosing
Maple
Red Oak



LJ-8095
Cove Moulding
Maple
Red Oak



S3S
Skirtboard
3/4" x 11-1/4" x 16"
Maple
Mendo
Red Oak



S4S
Boards
1" x 4", 6", 8"
Maple
Red Oak

Rosettes



LJ-7026
Round Rosette
Maple
Red Oak



LJ-7027
Oval Rosette
Maple
Red Oak



LJ-7033
Rectangular Rosette
Maple
Red Oak

Mouldings

Add character and distinction to your home . . .

Casing



Ranch Casing
MDI116 (MC-8)
1/2" x 2-1/4"
Hickory
Maple
Mendo
Oak
Pine
Oak with Cider finish
Oak with Meadow finish
Oak with Springbrook finish



Flat Casing
MDI120
3/4" x 2-9/16"
Knotty Pine
Knotty Pine with Clear Coat finish



Princeton Casing
MDI130
3/4" x 2-9/16"
Knotty Pine



Round Edge Casing
MDI140 (MB-28)
9/16" x 2-1/2"
Maple
Oak
Oak with Cider finish
Oak with Springbrook finish



Round Edge Casing
MDI150 (MB-36A)
3/4" x 3-1/4"
Maple
Oak
Poplar



Colonial Casing
MDI156 (MC-2A)
1/2" x 2-1/4"
Maple
Mendo
Oak
Oak with Cider finish
Oak with Meadow finish
Oak with Springbrook finish
7/16" x 2-1/4"
Cherry
11/16" x 2-1/4"
Pine
Pine with Cider finish
Pine with Clear Coat finish
Pine with Meadow finish
Primed



Colonial Casing
MDI158 (MC-13)
1/2" x 2-1/4"
Maple
Oak
Oak with Springbrook finish
Oak with WH Medium finish



Colonial Casing
MDI159 (MC-46)
3/4" x 3"
Cherry
Maple
Oak
Oak with Cider finish



Colonial Casing
MDI165 (MC-77)
9/16" x 2-3/4"
Maple
Oak
Oak with Cider finish



Colonial Casing
MDI170 (MC-16)
3/4" x 3-1/2"
Maple
Oak
Oak with Cider finish



Stop



Ranch Stop
MDI204
3/8" x 1-1/4"
Cherry
Clear Alder
Fir
Lauan
Maple
Mendo
Oak
Oak with Cider finish
Oak with Meadow finish
Oak with Springbrook finish
Pine
Pine with Clear Coat finish
Poplar
Primed



Colonial Stop
MDI206
3/8" x 1-1/4"
Cherry
Clear Alder
Fir
Maple
Oak
Oak with Cider finish
Oak with Meadow finish
Oak with Springbrook finish
Oak with WH Medium finish
Pine
Pine with Cider finish
Pine with Clear Coat finish
Pine with Meadow finish
Pine with WH Medium finish
Poplar
Primed

Mouldings

Base



Ranch Base
MDI301
3/8" x 2-3/4"
Maple
Mendo
Oak
Oak with Cider finish
Oak with Meadow finish
Oak with Springbrook finish
3/8" x 3"
Pine



Round Edge Base
MDI340
3/8" x 3-1/4"
Maple
Oak
Oak with Cider finish
Oak with Springbrook finish



Round Edge Base
MDI350
9/16" x 4-1/4"
Maple
Oak
Poplar



Colonial Base
MDI302
3/8" x 2-3/4"
Maple
Mendo
Oak
Oak with Cider finish
Oak with Meadow finish
Oak with Springbrook finish
Oak with WH Medium finish
3/8" x 3"
Pine
Pine with Cider finish
Pine with Clear Coat finish
Pine with Meadow finish



Colonial Base
MDI309
3/8" x 3-1/4"
Cherry
Maple
Oak
9/16" x 3-1/4"
Pine



Colonial Base
MDI312
7/16" x 4-1/4"
Cherry
Maple
Oak
Oak with Cider finish



Colonial Base
MDI365
7/16" x 4"
Maple
Oak
Oak with Cider finish



Colonial Base
MDI370
11/16" x 4-1/2"
Maple
Oak
Oak with Cider finish



Flat Base
MDI320
9/16" x 3-5/16"
Knotty Pine
Knotty Pine with Clear Coat finish
Knotty Pine with WH Medium finish



Princeton Base
MDI330
9/16" x 3-5/16"
Knotty Pine

Miscellaneous



Base Shoe
MDI500
7/16" x 3/4"
Cherry Pine
Maple Pine w/Cider
Mendo Pine w/Clear Coat
Oak Pine w/Meadow
Oak w/Cider Pine w/Springbrook
Oak w/Meadow
Oak w/Springbrook
Oak w/WH Medium



Cove
MDI600
3/4" x 3/4"
Maple
Mendo
Oak
Oak with Cider finish
Oak with Meadow finish
Oak with Springbrook finish



Crown
MDI604
9/16" x 2-1/4"
Maple
Oak



Crown
MDI606
3/4" x 3-1/4"
Maple
Oak
Oak with Meadow finish
Oak with Springbrook finish



Crown
MDI609
11/16" x 4-5/8"
Maple
Oak



Chair Rail
MDI623
3/4" x 2-1/2"
Maple
Oak



Bifold Track Cover
WEB930
5/8" x 3/4"
Maple
Oak
Oak with Cider finish
Oak with Meadow finish
Oak with Springbrook finish



Boards
S4S
1" x 4", 6", 8"
Maple
Oak



Boards
S3S
1" x 10", 12"
Maple
Oak
Pine

Mouldings

Jambs



Flat Veneered

4-9/16", 4-5/8", 4-11/16",
4-13/16", 5-1/4", 6-9/16", 7-1/2"

Birch
Cherry
Lauan
Maple
Mendo
Nat. Alder
Oak
Oak with Cider finish
Oak with Meadow finish
Oak with Springbrook finish
Oak with WH Medium finish
Pine
Pine with Cider finish
Pine with Clear Coat finish
Pine with Meadow finish
Pine with Springbrook finish
Pine with WH Medium finish
Poplar
Prmd F/J



Premium Edge

4-5/8", 4-13/16", 5-3/4",
6-9/16", 5"-7-1/2" Trimmable

Birch
Cherry
Fir
Maple
Nat. Alder
Oak
Oak with Cider finish
Oak with Meadow finish
Oak with Springbrook finish
Oak with WH Medium finish
Pine
Pine with Cider finish
Pine with Clear Coat finish
Pine with Meadow finish
Pine with Springbrook finish
Pine with WH Medium finish



Plywood Core

4-5/8", 4-13/16"

Maple
Oak
Pine



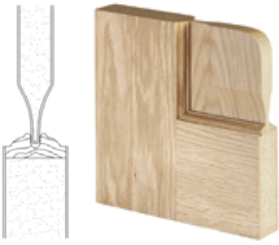
Flat Solid

4-9/16", 4-5/8", 4-3/4", 4-13/16",
5-1/4", 6-9/16", 7-1/4"

Birch
Cherry
Hickory
Knotty Alder
Maple
Oak
Pine
Poplar

Door Specifications

Panel Types



Craftsman Profile
Raised Panel



Flat Mission Sticking
Flat Panel

All door styles (except French Doors) are also available as a Double Door or Bi-Pass Unit.

All doors and bifolds are 1-3/8" thick unless otherwise noted

Raised Panel: All stocked panel doors are single hip. Double hip panel doors are available as a non-stock item with an extended leadtime.

Casing: For any casing for door units, the casing will be loose (not applied), KD, mitered and wrapped in sets.

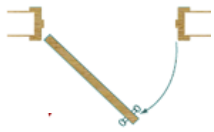
Bifold Units: All units are sent without the jamb set-up unless requested.

Jamb: All jambs are one piece only. Split jambs are not available.


Rough Openings: All rough openings equal door size plus 2-1/2" in both width and height (3-1/4" in width for double doors with astragal).

Hinging: All hinging is determined by looking at the door as you pull the door towards you and you can see the hinges. If the hinges are on the left, it is a hinged left (HL) door. If the hinges are on the right, it is a hinged right (HR) door.

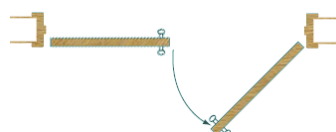
Interior Door Handing



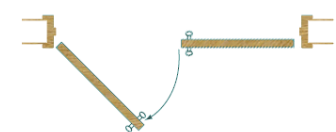
Hinge Left



Hinge Right



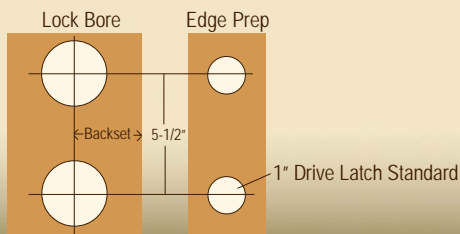
Double Door Hinge Left Active



Double Door Hinge Right Active



Height	Hinge	A	B	C	D	E	F	G	H
6/8	3-1/2"	7"	36-1/4"	65-1/2"	N/A	7/8"	80"	44"	81-3/4"
	4"	6-3/4"	36"	65-1/4"	N/A	7/8"	80"	44"	81-3/4"
7/0	3-1/2"	7"	38-1/4"	69-1/2"	N/A	7/8"	84"	48"	85-3/4"
	4"	6-3/4"	38"	69-1/4"	N/A	7/8"	84"	48"	85-3/4"
8/0	3-1/2"	7"	32"	57"	82"	7/8"	96"	60"	97-3/4"
	4"	6-3/4"	31-3/4"	56-3/4"	81-3/4"	7/8"	96"	60"	97-3/4"



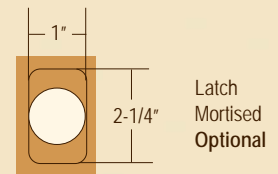
Lock Bore - 2-1/8"

Backset - 2-3/8" or 2-3/4" (standards noted per style)

Single Bore with Optional Deadbolt (shown)

Drive Bolt Standard

Mortised Edge Prep Optional (when specified)



Face Plate Radius - 1/4"

Species and Finishes



Red Oak

One of the most commonly available domestic hardwoods. Color ranges from pale reddish brown to light brown. Texture is medium fine with a uniform grain. Best when treated with a colored stain ranging from light to dark.



Birch

Strong, heavy wood. Color is usually medium brown heartwood with a light cream sapwood. Texture is fine and even; grain is typically straight.



Maple

Valued for its strength, beauty, and resistance to wear. Texture is fine with a uniform grain and a fairly clear white color. Best when left natural with a clear seal coating.



Pine

Description



Knotty Pine

One of the most commonly available domestic hardwoods. Color ranges from pale reddish brown to light brown. Texture is medium fine with a uniform grain. Best when treated with a colored stain ranging from light to dark



Knotty Alder

Normally light brown with hues of red or peach; knots vary in size, shape and color. Its softer nature makes it receptive to a variety of stains and finishes.




Cherry

Popular hardwood due to its warmth and rich personality. Color ranges from nearly white to light red to dark reddish brown; ages naturally. Texture is fine; grain can include delicate figuring, such as small spots, flecks, and beauty knots.



Poplar

Moderately light, soft wood type. Very natural looking when clear sealed; takes on a distinguished look when stained in dark colors. Because its texture is fine and even, poplar also provides a smooth, paintable surface.



Primed

Factory primed and ready to paint any color desired.



Lauan

Veneer clad with factory transparent urethane finish, adding durability and a sealed product on all 6 sides.



Mendo

Factory finished embossed Hardboard. Remarkable finish that closely resembles natural woodgrain's random, complex color.



Please note that the colors shown here are a representation of finishes only, and not to be used as a sample of the finished product. Please refer to the MDI Interior Prefinish Stain Decks for matching purposes.

Species and Finishes



The New Standard: Prefinished kitchen cabinets are standard procedure, and now prefinished millwork is becoming this industry's standard.

Fast and cost effective: The work is done. You don't have to go through the messy, time-consuming staining process, or worry about hiring an expensive finisher or painter.

High Quality Finish: Not all prefinished millwork is the same. With our fully computerized state-of-the-art automated finish process, done in a dust-free environment, you receive a consistent stain color and texture with a furniture quality finish that gives depth and durability. Our process combines technology, quality control, and a variety of formulations for a consistent, durable, beautiful, and repairable finish.

Readily Available: Choose from a wide variety of profiles and colors. You can order today from your local retailer and, in some cases, have standard profiles within days. All our stains and finishes are available for touch-up work, if needed, as well as to match other wood accessories such as windows.



Care Instructions: High quality and durable finishes means taking care of prefinished millwork is easy. Simply take a soft sponge and wipe down with a wood oil soap or lemon oil. Do not use wax or any abrasive cleaners or solvents.

Warranty: For warranty information on all the interior wood doors Millwork Distributors, Inc. offers, please visit our website at www.mdi-oshkosh.com/Warranty.htm.

Stocked Prefinished Options



Cider
on Oak



Clear
on Oak



Meadow
on Oak



Springbrook
on Oak



WH Medium
on Oak



Cider
on Pine



Clear
on Pine



Meadow
on Pine



Springbrook
on Pine



WH Medium
on Pine

For more information on Interior Wood Doors, Stair Parts, or Mouldings
by Millwork Distributors, Inc., please visit us at

www.mdi-oshkosh.com

Dealer Information



Your Source for Quality Windows, Doors & Millwork

2751 Universal St.
P.O. Box 2465
Oshkosh, WI 54903

920.235.8110 | 800.236.3554